

Financial Accountability Report

USD #: D0263

USD Name: Mulvane

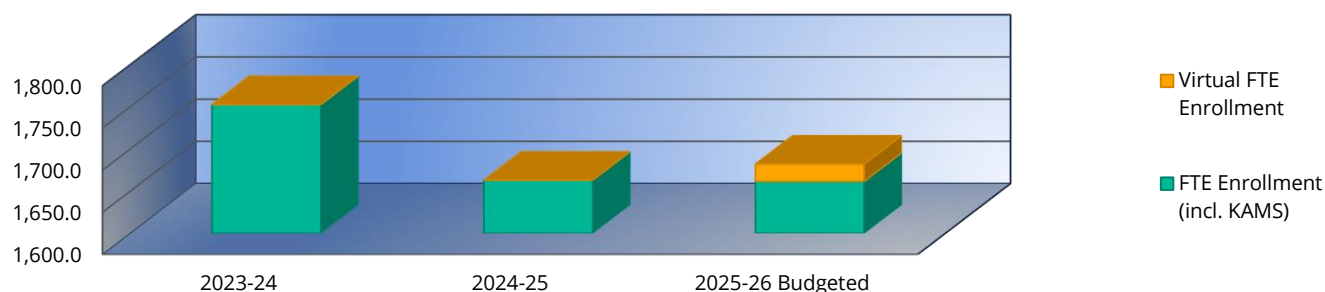
County Name: Sedgwick

School Year: 2026



Full Time Equivalency (FTE) Enrollment*

	2023-24	2024-25	2025-26 Budgeted
FTE Enrollment (incl. KAMS)	1,752.3	1,662.7	1,661.4
Virtual FTE Enrollment	0.0	0.0	20.4
Total FTE Enrollment	1,752.3	1,662.7	1,681.8

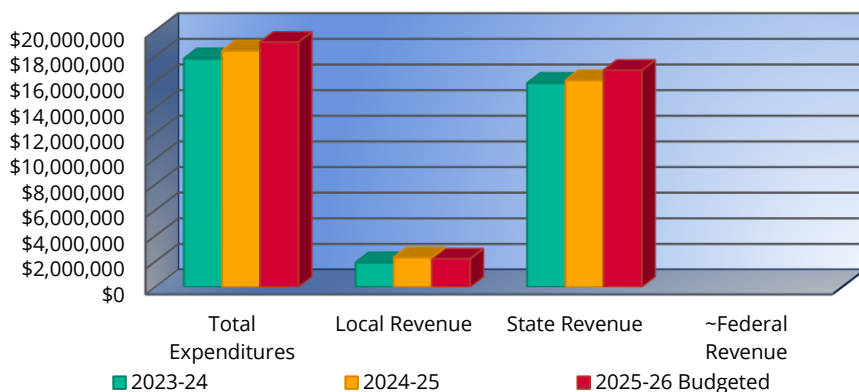


* Includes 2/20 count.

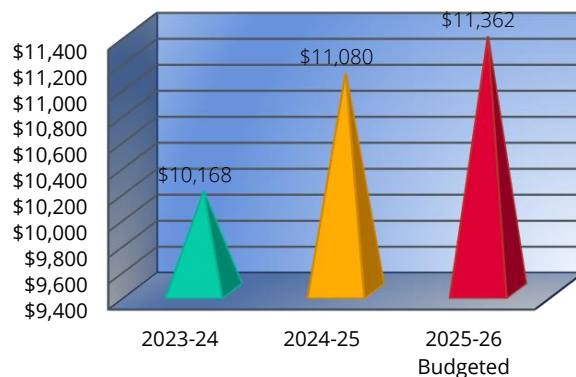
General & Supplemental General (06 & 08)

	2023-24	2024-25	2025-26 Budgeted
*Total Expenditures	\$17,817,568	\$18,423,301	\$19,109,292
Total Expenditures per Pupil	\$10,168	\$11,080	\$11,362
Local Revenue	\$1,906,470	\$2,305,469	\$2,199,757
State Revenue	\$15,911,098	\$16,117,832	\$16,909,535
~Federal Revenue	N/A	N/A	N/A

Total Expenditures



Total Expenditures per Pupil



* Total Expenditures may not equal the sum of state, federal and local revenue. Typically this is a result of low assessed valuation and/or the large amount of federal property and federal impact aid in some districts.

~ 2022 Sub for House Bill 2567 removed Federal Impact Aid from the State Foundation Aid formula. Therefore, Federal Revenue is not applicable for these funds starting 2022-23.

Financial Accountability Report

USD #: D0263

USD Name: Mulvane

County Name: Sedgwick

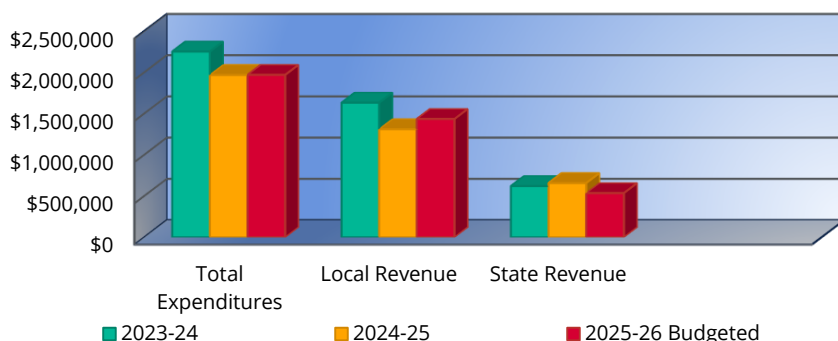
School Year: 2026



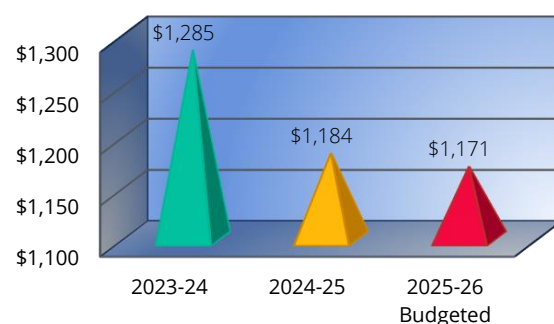
Capital Outlay (16)

	2023-24	2024-25	2025-26 Budgeted
*Total Expenditures	\$2,252,336	\$1,968,322	\$1,969,431
Total Expenditures per Pupil	\$1,285	\$1,184	\$1,171
Local Revenue	\$1,631,634	\$1,310,672	\$1,434,223
State Revenue	\$620,702	\$657,650	\$535,208
Federal Revenue	\$0	\$0	\$0

Total Expenditures



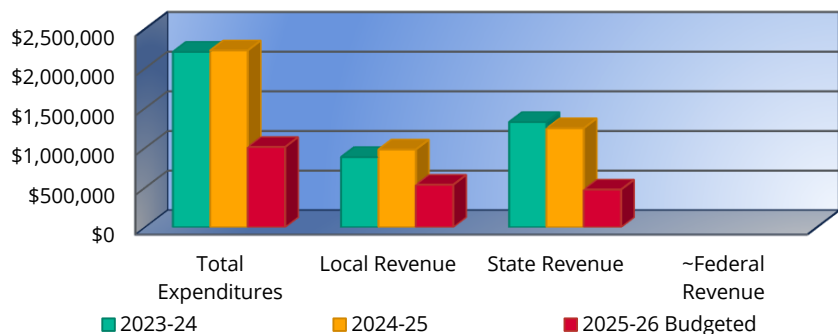
Total Expenditures per Pupil



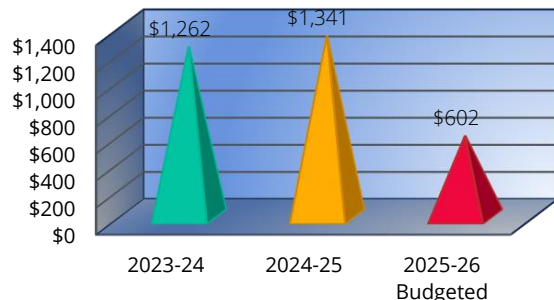
Bond & Interest (62 & 63)

	2023-24	2024-25	2025-26 Budgeted
*Total Expenditures	\$2,211,562	\$2,229,410	\$1,012,500
Total Expenditures per Pupil	\$1,262	\$1,341	\$602
Local Revenue	\$884,624	\$980,307	\$536,625
State Revenue	\$1,326,938	\$1,249,103	\$475,875
~Federal Revenue	N/A	N/A	N/A

Total Expenditures



Total Expenditures per Pupil



* Total Expenditures may not equal the sum of state, federal and local revenue. Typically this is a result of low assessed valuation and/or the large amount of federal property and federal impact aid in some districts.

~ Federal Revenue is not applicable to Bond & Interest funds.


Financial Accountability Report

USD #: D0263

USD Name: Mulvane

County Name: Sedgwick

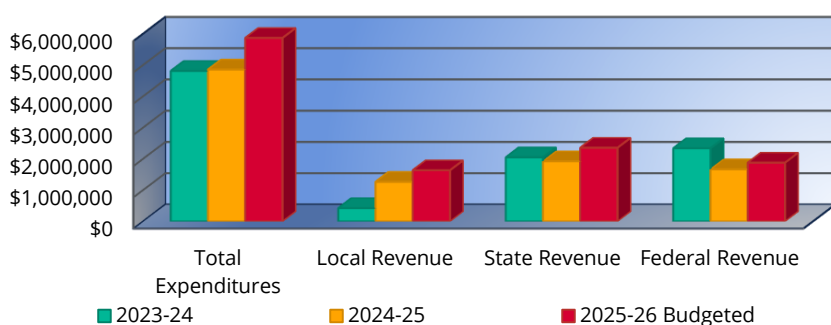
School Year: 2026



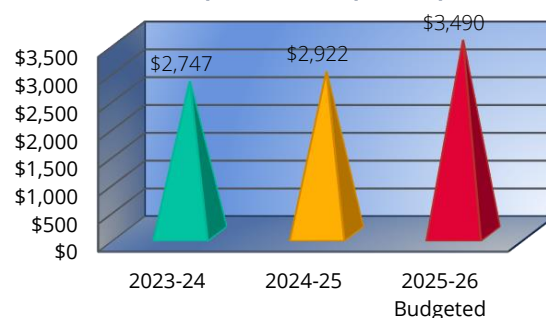
All Other Funds

	2023-24	2024-25	2025-26 Budgeted
*Total Expenditures	\$4,813,368	\$4,858,004	\$5,868,706
Total Expenditures per Pupil	\$2,747	\$2,922	\$3,490
Local Revenue	\$423,539	\$1,266,228	\$1,635,404
State Revenue	\$2,049,961	\$1,923,660	\$2,355,386
Federal Revenue	\$2,339,868	\$1,668,116	\$1,877,916

Total Expenditures



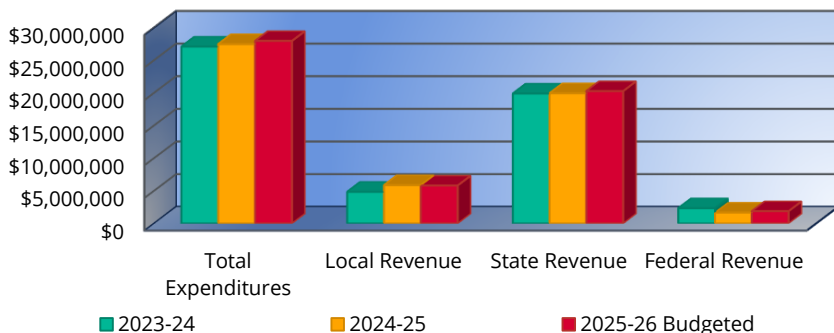
Total Expenditures per Pupil



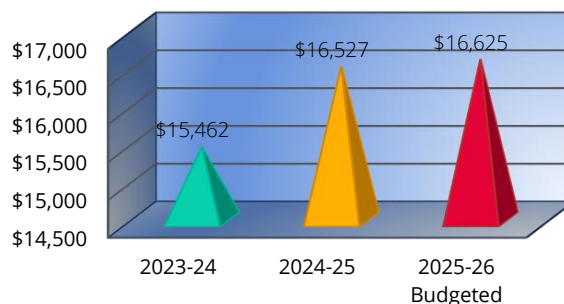
Total of All Funds

	2023-24	2024-25	2025-26 Budgeted
*Total Expenditures	\$27,094,834	\$27,479,037	\$27,959,929
Total Expenditures per Pupil	\$15,462	\$16,527	\$16,625
Local Revenue	\$4,846,267	\$5,862,676	\$5,806,009
State Revenue	\$19,908,699	\$19,948,245	\$20,276,004
Federal Revenue	\$2,339,868	\$1,668,116	\$1,877,916

Total Expenditures



Total Expenditures per Pupil



* Total Expenditures may not equal the sum of state, federal and local revenue. Typically this is a result of low assessed valuation and/or the large amount of federal property and federal impact aid in some districts.

Financial Accountability Report

USD #: D0263

USD Name: Mulvane

County Name: Sedgwick

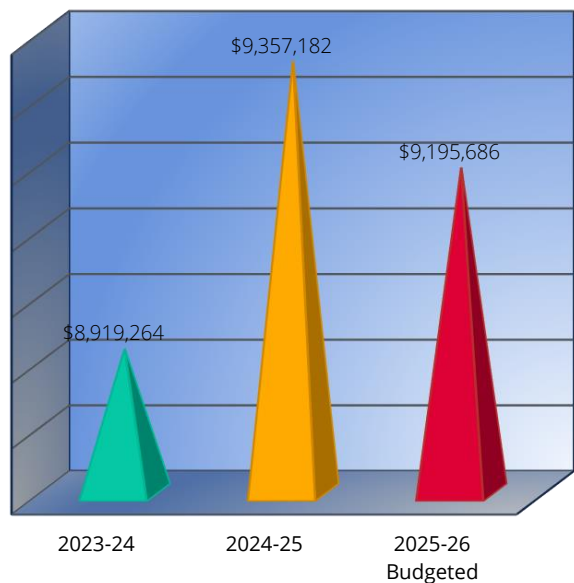
School Year: 2026



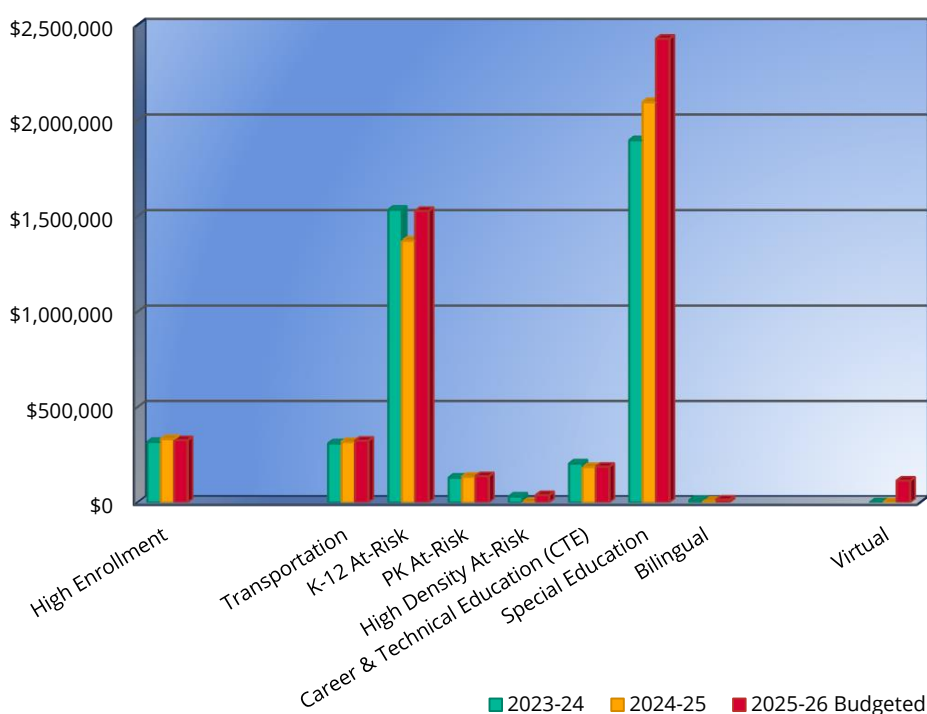
State Aid

	2023-24	2024-25	2025-26 Budgeted
Base State Aid	\$8,919,264	\$9,357,182	\$9,195,686
High Enrollment State Aid	\$316,982	\$332,360	\$326,793
Low Enrollment State Aid	\$0	\$0	\$0
School Facilities State Aid	N/A	N/A	N/A
Transportation State Aid	\$309,350	\$316,764	\$323,424
K-12 At-Risk State Aid	\$1,534,032	\$1,371,928	\$1,527,280
PK At-Risk State Aid	\$129,744	\$134,450	\$137,568
High Density At-Risk State Aid	\$31,037	\$2,151	\$38,182
Career & Technical Education (CTE) State Aid	\$204,029	\$185,541	\$186,980
Special Education State Aid	\$1,897,303	\$2,096,593	\$2,428,147
Bilingual State Aid	\$12,211	\$9,143	\$14,599
Ancillary State Aid	\$0	\$0	\$0
Cost of Living State Aid	\$0	\$0	\$0
Virtual State Aid	\$0	\$0	\$114,240

BASE State Aid



All Other State Aid



Financial Accountability Report

USD #: D0263

USD Name: Mulvane

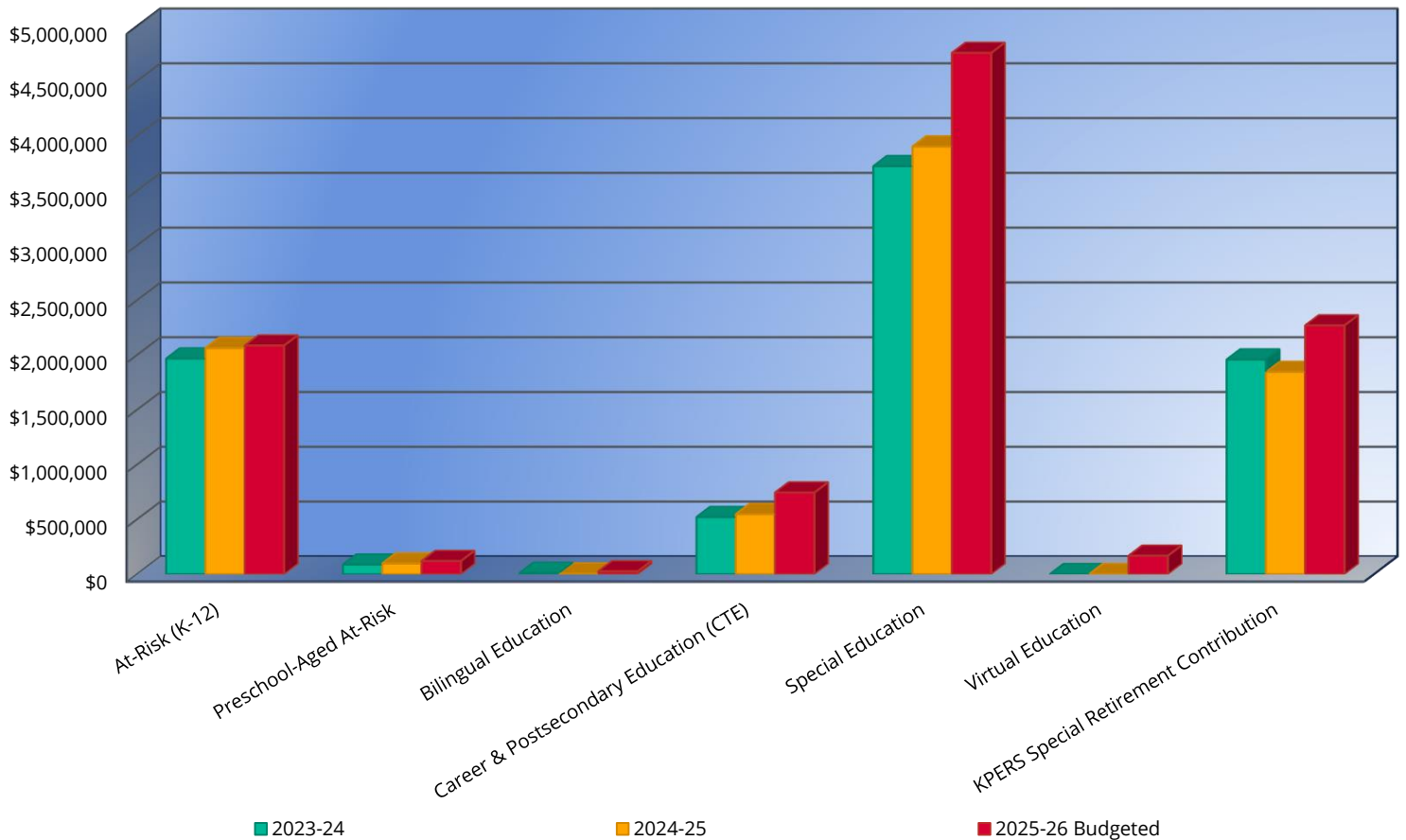
County Name: Sedgwick

School Year: 2026



Total Expenditures of Selected Funds

	2023-24	2024-25	2025-26 Budgeted
At-Risk (K-12) - 13	\$1,967,861	\$2,064,195	\$2,086,500
Preschool-Aged At-Risk - 11	\$87,932	\$97,777	\$120,000
Bilingual Education - 14	\$12,033	\$4,517	\$26,067
Career & Postsecondary Education (CTE) - 34	\$521,048	\$547,368	\$745,338
Special Education - 30	\$3,723,417	\$3,903,218	\$4,757,400
Virtual Education - 15	\$0	\$0	\$168,000
KPERS Special Retirement Contribution - 51	\$1,958,881	\$1,845,903	\$2,270,461



Supplemental General (08) Transfers

Note: The scale for each chart will vary based on individual district's data.


Financial Accountability Report

USD #: D0263

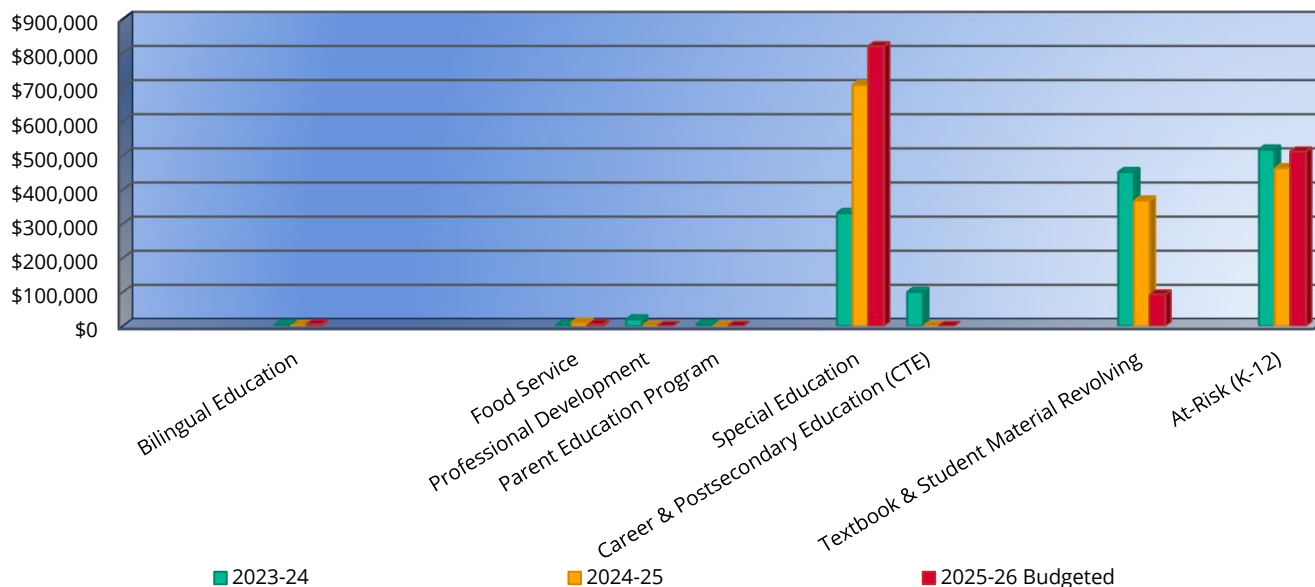
USD Name: Mulvane

County Name: Sedgwick

School Year: 2026



	2023-24	2024-25	2025-26 Budgeted
Adult Education - 10	\$0	\$0	\$0
Adult Supplemental Education - 12	\$0	\$0	\$0
Bilingual Education - 14	\$4,716	\$3,226	\$4,740
Virtual Education - 15	\$0	\$0	\$0
Driver Training - 18	\$0	\$0	\$0
Extraordinary School Program - 22	\$0	\$0	\$0
Food Service - 24	\$3,392	\$9,812	\$5,000
Professional Development - 26	\$19,495	\$0	\$0
Parent Education Program - 28	\$4,852	\$0	\$0
Summer School - 29	\$0	\$0	\$0
Special Education - 30	\$331,316	\$706,588	\$819,991
Career & Postsecondary Education (CTE) - 34	\$100,000	\$0	\$0
Special Reserve Fund - 47	\$0	\$0	\$0
Special Liability Expense Fund - 42	\$0	\$0	\$0
Textbook & Student Material Revolving - 55	\$451,179	\$368,052	\$92,675
Preschool-Aged At-Risk - 11	\$0	\$0	\$0
At-Risk (K-12) - 13	\$517,223	\$462,762	\$511,428



Article 6, Section 6 Constitutional Challenge

	2023-24	2024-25	2025-26 Budgeted
Total Expenditures	\$0	\$0	\$0
Aggregate Expenditures from 7/1/2010 to 6/30/2025		\$0	

Note: The scale for each chart will vary based on individual district's data.

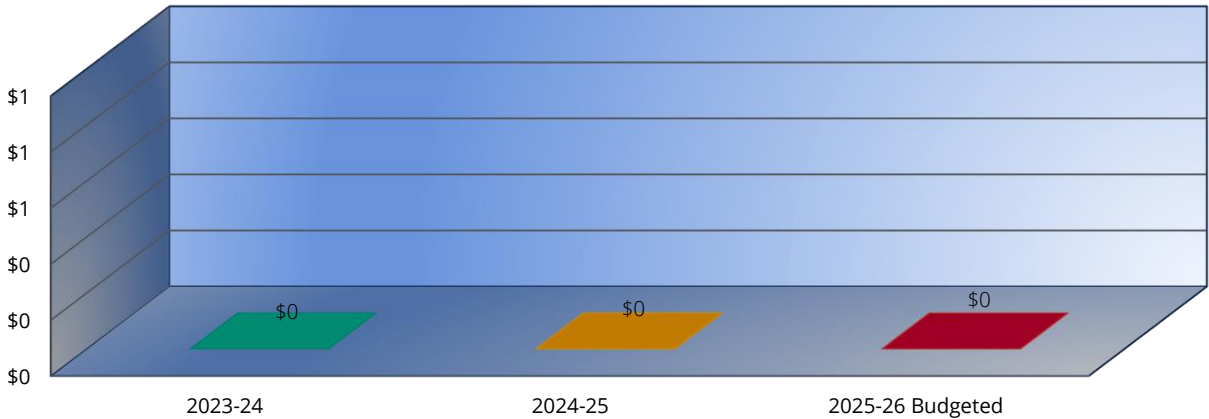

Financial Accountability Report

USD #: D0263

USD Name: Mulvane

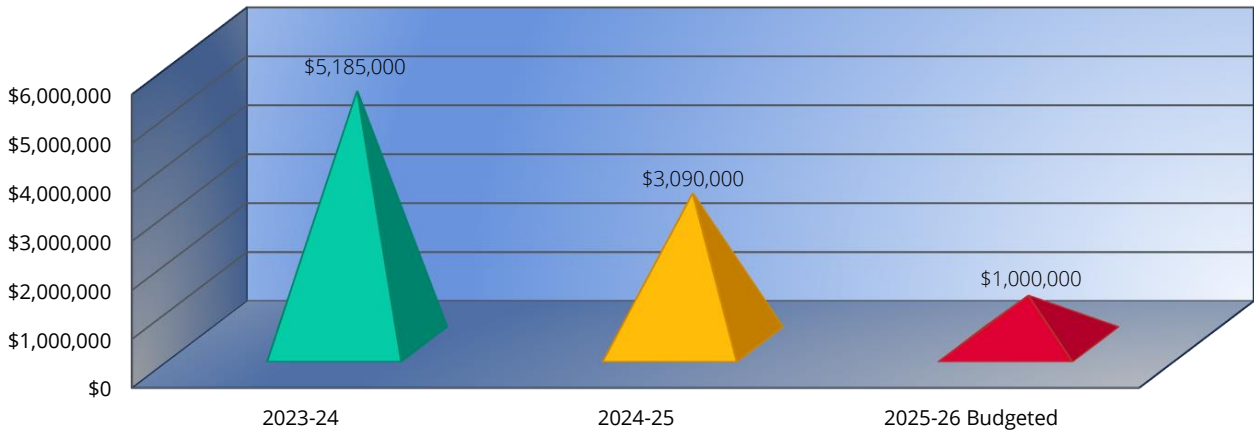
County Name: Sedgwick

School Year: 2026




General Obligation Bonded Indebtedness

	2023-24	2024-25	2025-26 Budgeted
Outstanding Principal (July 1)	\$5,185,000	\$3,090,000	\$1,000,000



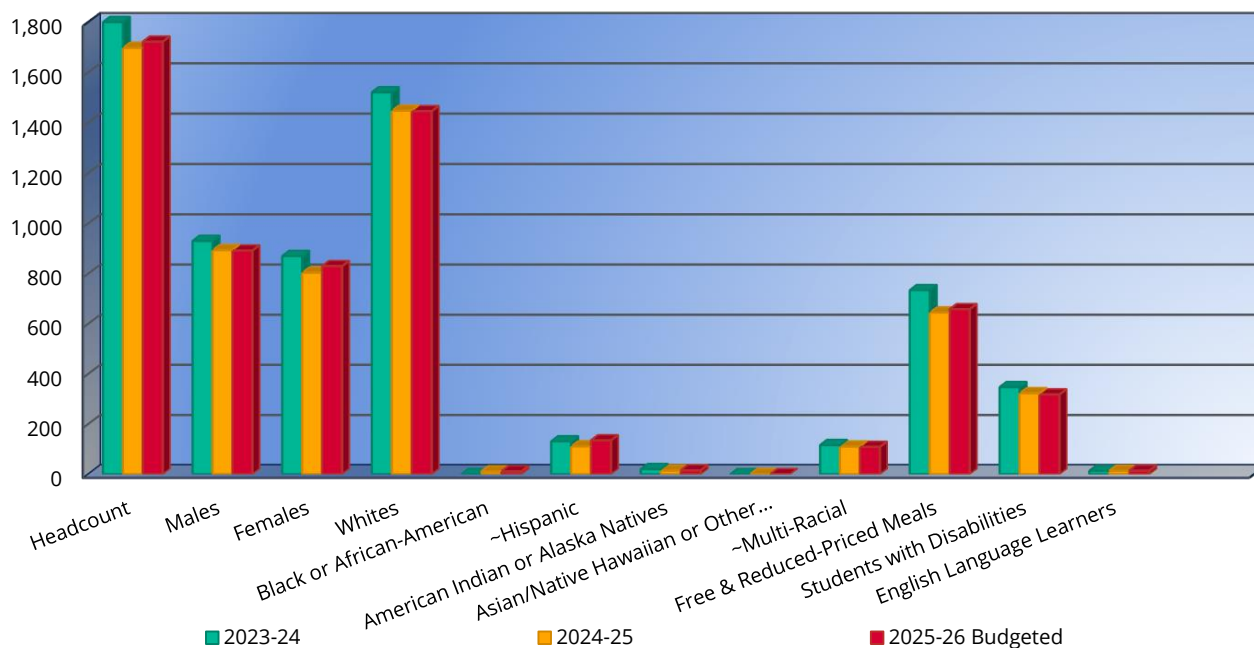
Financial Accountability Report

USD #: D0263
 USD Name: Mulvane
 County Name: Sedgwick
 School Year: 2026



Demographic Headcount¹

	2023-24	2024-25	2025-26 Budgeted
Headcount	1,800	1,698	1,722
Males	930	894	892
Females	870	804	830
Whites	1,521	1,448	1,446
Black or African-American	*	11	11
~Hispanic	131	111	135
American Indian or Alaska Natives	20	14	15
Asian/Native Hawaiian or Other Pacific Islander	*	*	*
~Multi-Racial	116	110	109
Free & Reduced-Priced Meals	734	645	658
Students with Disabilities	347	323	318
English Language Learners	13	13	14
² Migrant	0	0	N/A



¹ Demographic Data is unaudited.

² Districts are in the process of submitting Migrant data for the budgeted year.

~ Students that identify as Hispanic and multi-racial are reported only as Hispanic based on federal reporting guidelines.

* Student Demographic Data is between 1 and 9 and subjected to suppression.