

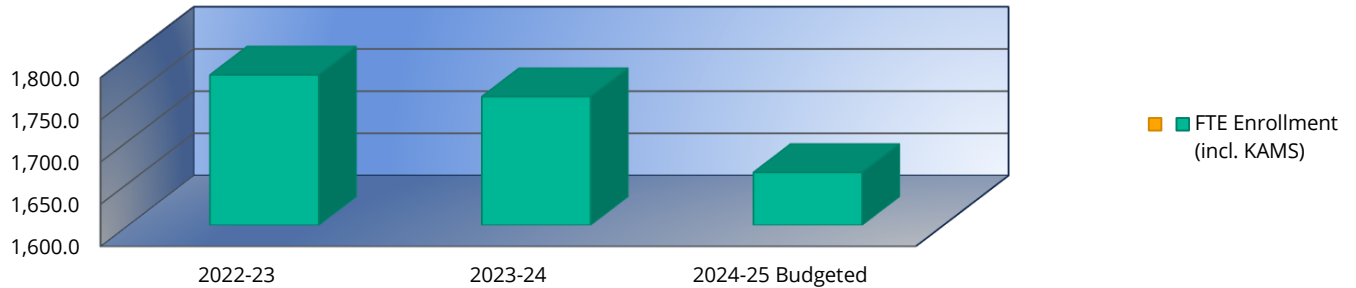
Financial Accountability Report

USD #: D0263
 USD Name: Mulvane
 County Name: Sedgwick
 School Year: 2025



Full Time Equivalency (FTE) Enrollment*

	2022-23	2023-24	2024-25 Budgeted
FTE Enrollment (incl. KAMS)	1,778.0	1,752.3	1,662.5
Virtual FTE Enrollment	0.0	0.0	0.0
Total FTE Enrollment	1,778.0	1,752.3	1,662.5

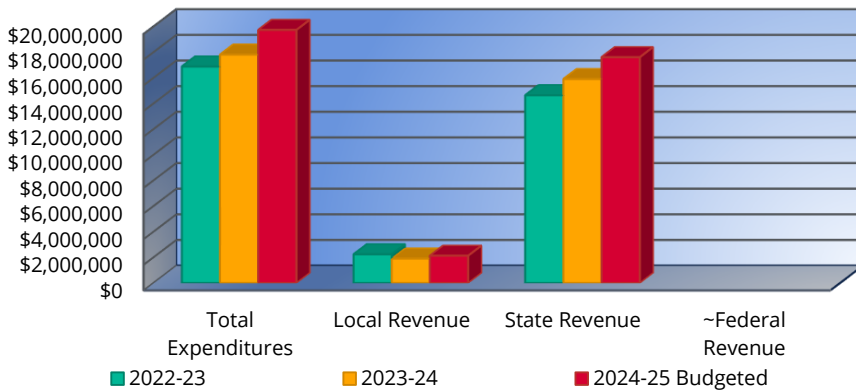


* Includes 2/20 count.

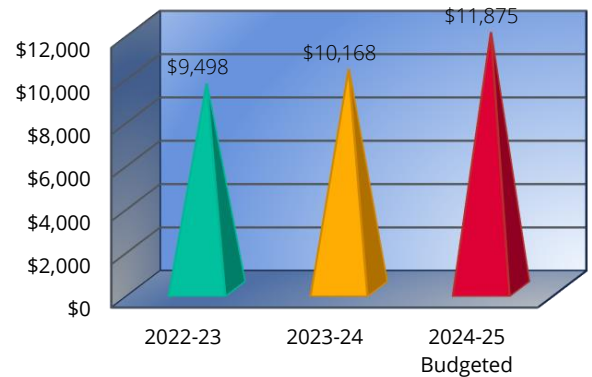
General & Supplemental General (06 & 08)

	2022-23	2023-24	2024-25 Budgeted
*Total Expenditures	\$16,886,734	\$17,817,568	\$19,742,353
Total Expenditures per Pupil	\$9,498	\$10,168	\$11,875
Local Revenue	\$2,240,667	\$1,906,470	\$2,127,372
State Revenue	\$14,646,067	\$15,911,098	\$17,614,981
~Federal Revenue	N/A	N/A	N/A

Total Expenditures



Total Expenditures per Pupil



* Total Expenditures may not equal the sum of state, federal and local revenue. Typically this is a result of low assessed valuation and/or the large amount of federal property and federal impact aid in some districts.

~ 2022 Sub for House Bill 2567 removed Federal Impact Aid from the State Foundation Aid formula. Therefore, Federal Revenue is not applicable for these funds starting 2022-23.


Financial Accountability Report

USD #: D0263

USD Name: Mulvane

County Name: Sedgwick

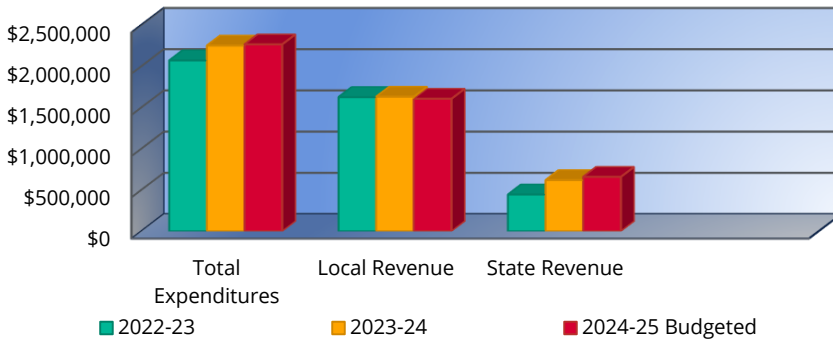
School Year: 2025



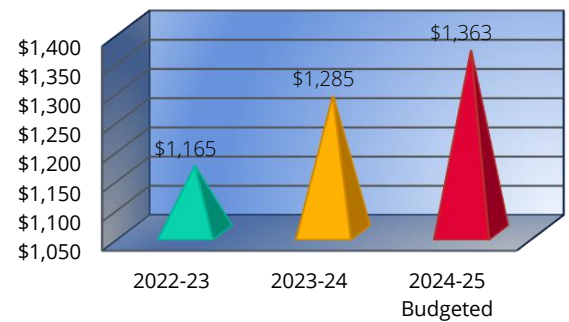
Capital Outlay (16)

	2022-23	2023-24	2024-25 Budgeted
*Total Expenditures	\$2,071,969	\$2,252,336	\$2,266,225
Total Expenditures per Pupil	\$1,165	\$1,285	\$1,363
Local Revenue	\$1,626,891	\$1,631,634	\$1,606,741
State Revenue	\$445,078	\$620,702	\$659,484
Federal Revenue	\$0	\$0	\$0

Total Expenditures



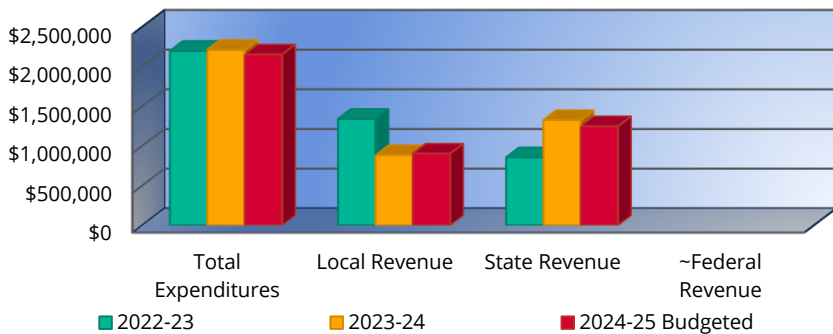
Total Expenditures per Pupil



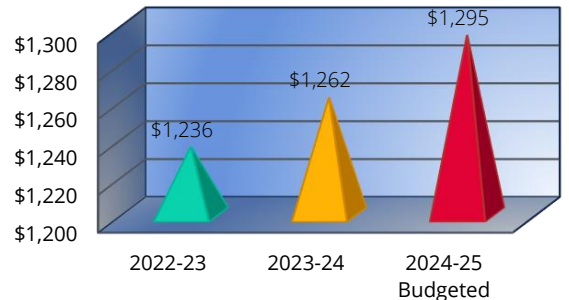
Bond & Interest (62 & 63)

	2022-23	2023-24	2024-25 Budgeted
*Total Expenditures	\$2,197,750	\$2,211,562	\$2,153,625
Total Expenditures per Pupil	\$1,236	\$1,262	\$1,295
Local Revenue	\$1,340,627	\$884,624	\$904,522
State Revenue	\$857,123	\$1,326,938	\$1,249,103
~Federal Revenue	N/A	N/A	N/A

Total Expenditures



Total Expenditures per Pupil




* Total Expenditures may not equal the sum of state, federal and local revenue. Typically this is a result of low assessed valuation and/or the large amount of federal property and federal impact aid in some districts.

~ Federal Revenue is not applicable to Bond & Interest funds.

Financial Accountability Report

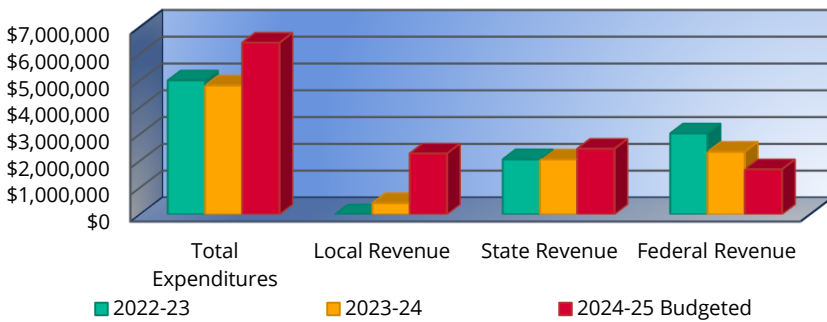
USD #: D0263
 USD Name: Mulvane
 County Name: Sedgwick
 School Year: 2025



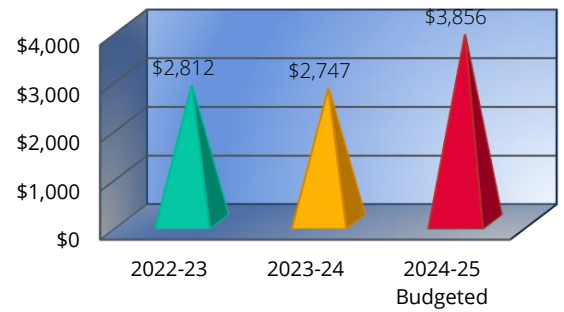
All Other Funds

	2022-23	2023-24	2024-25 Budgeted
*Total Expenditures	\$4,999,228	\$4,813,368	\$6,409,976
Total Expenditures per Pupil	\$2,812	\$2,747	\$3,856
Local Revenue	\$0	\$423,539	\$2,273,950
State Revenue	\$2,056,526	\$2,049,961	\$2,451,220
Federal Revenue	\$3,023,409	\$2,339,868	\$1,684,806

Total Expenditures



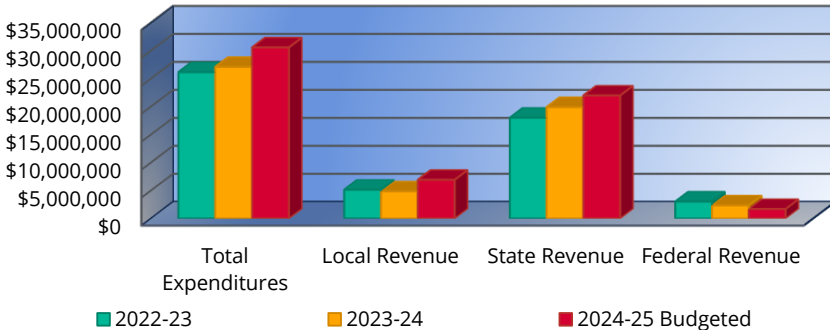
Total Expenditures per Pupil



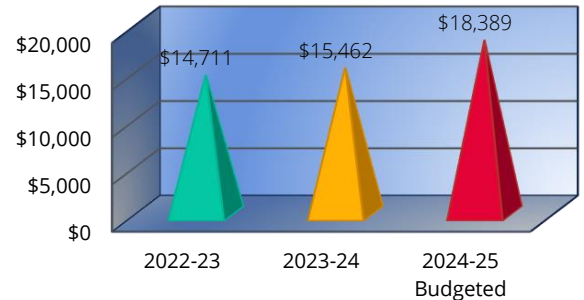
Total of All Funds

	2022-23	2023-24	2024-25 Budgeted
*Total Expenditures	\$26,155,681	\$27,094,834	\$30,572,179
Total Expenditures per Pupil	\$14,711	\$15,462	\$18,389
Local Revenue	\$5,127,478	\$4,846,267	\$6,912,585
State Revenue	\$18,004,794	\$19,908,699	\$21,974,788
Federal Revenue	\$3,023,409	\$2,339,868	\$1,684,806

Total Expenditures




Total Expenditures per Pupil



* Total Expenditures may not equal the sum of state, federal and local revenue. Typically this is a result of low assessed valuation and/or the large amount of federal property and federal impact aid in some districts.

Financial Accountability Report

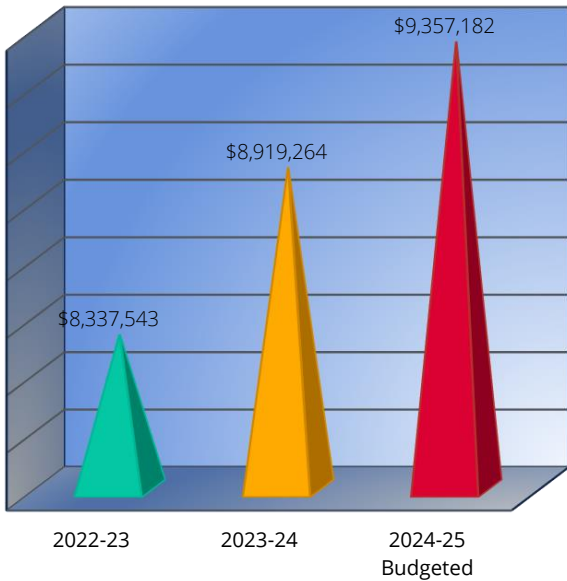
USD #: D0263
 USD Name: Mulvane
 County Name: Sedgwick
 School Year: 2025



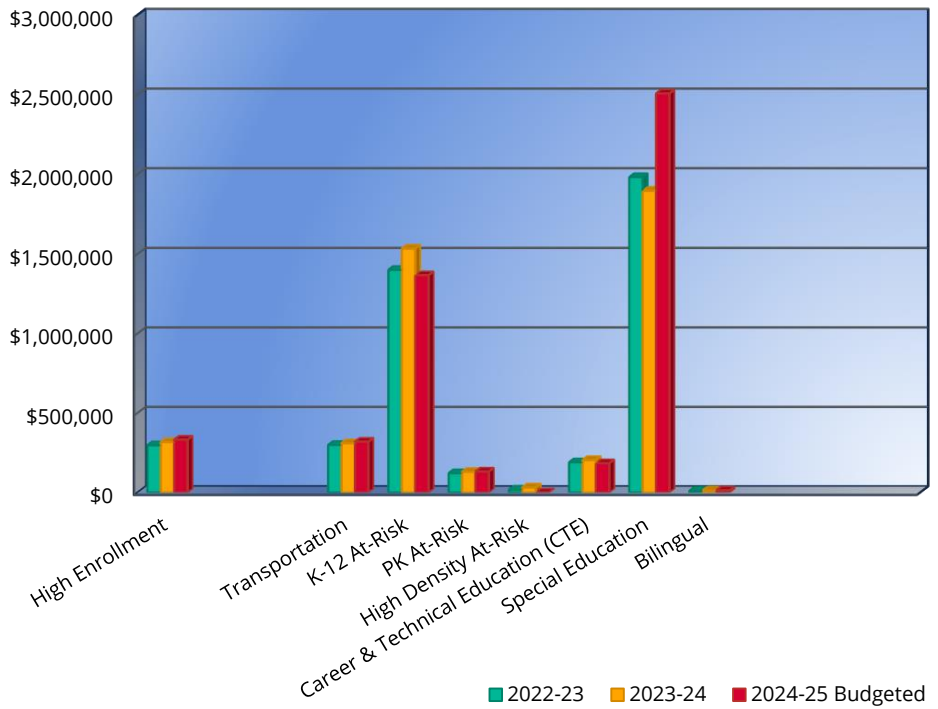
State Aid

	2022-23	2023-24	2024-25 Budgeted
Base State Aid	\$8,337,543	\$8,919,264	\$9,357,182
High Enrollment State Aid	\$296,575	\$316,982	\$332,360
Low Enrollment State Aid	\$0	\$0	\$0
School Facilities State Aid	N/A	N/A	N/A
Transportation State Aid	\$298,998	\$309,350	\$319,453
K-12 At-Risk State Aid	\$1,400,009	\$1,534,032	\$1,366,550
PK At-Risk State Aid	\$121,150	\$129,744	\$131,761
High Density At-Risk State Aid	\$17,930	\$31,037	\$0
Career & Technical Education (CTE) State Aid	\$189,479	\$204,029	\$183,928
Special Education State Aid	\$1,982,491	\$1,897,303	\$2,507,347
Bilingual State Aid	\$10,661	\$12,211	\$12,907
Ancillary State Aid	\$0	\$0	\$0
Cost of Living State Aid	\$0	\$0	\$0
Virtual State Aid	\$0	\$0	\$0

BASE State Aid




All Other State Aid



Note: The scale for each chart will vary based on individual district's data.

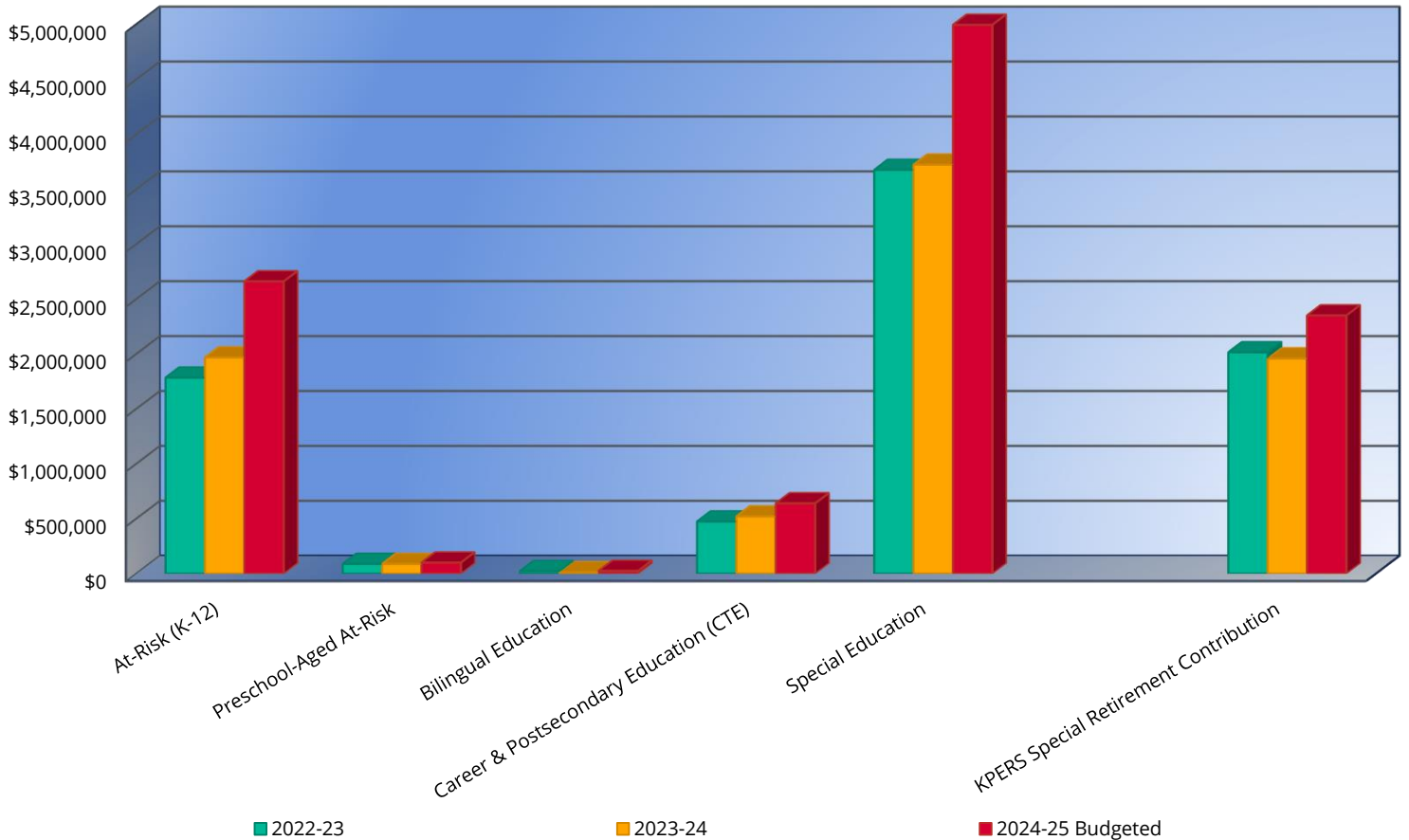
Financial Accountability Report

USD #: D0263
 USD Name: Mulvane
 County Name: Sedgwick
 School Year: 2025



Total Expenditures of Selected Funds

	2022-23	2023-24	2024-25 Budgeted
At-Risk (K-12) - 13	\$1,784,733	\$1,967,861	\$2,661,254
Preschool-Aged At-Risk - 11	\$87,959	\$87,932	\$100,000
Bilingual Education - 14	\$22,083	\$12,033	\$24,420
Career & Postsecondary Education (CTE) - 34	\$474,421	\$521,048	\$639,786
Special Education - 30	\$3,675,949	\$3,723,417	\$4,996,858
Virtual Education - 15	\$0	\$0	\$0
KPERS Special Retirement Contribution - 51	\$2,015,295	\$1,958,881	\$2,350,657




Supplemental General (08) Transfers

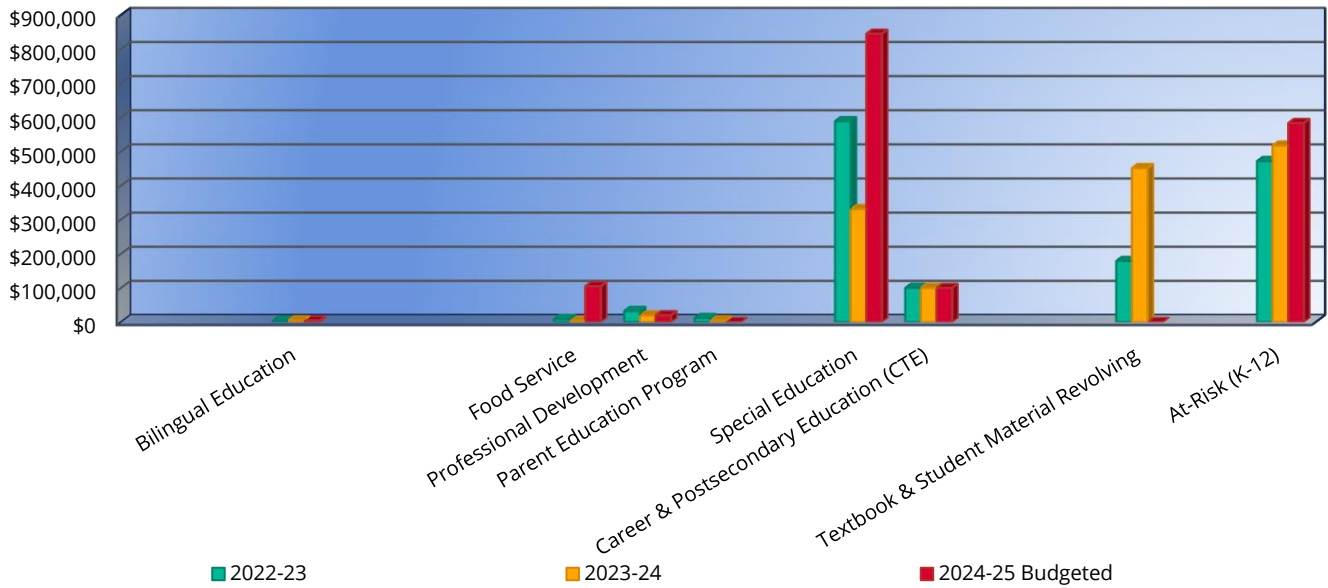
Note: The scale for each chart will vary based on individual district's data.

Financial Accountability Report

USD #: D0263
 USD Name: Mulvane
 County Name: Sedgwick
 School Year: 2025



	2022-23	2023-24	2024-25 Budgeted
Adult Education - 10	\$0	\$0	\$0
Adult Supplemental Education - 12	\$0	\$0	\$0
Bilingual Education - 14	\$3,802	\$4,716	\$4,446
Virtual Education - 15	\$0	\$0	\$0
Driver Training - 18	\$0	\$0	\$0
Extraordinary School Program - 22	\$0	\$0	\$0
Food Service - 24	\$8,827	\$3,392	\$105,000
Professional Development - 26	\$32,290	\$19,495	\$20,000
Parent Education Program - 28	\$11,712	\$4,852	\$0
Summer School - 29	\$0	\$0	\$0
Special Education - 30	\$588,739	\$331,316	\$844,886
Career & Postsecondary Education (CTE) - 34	\$100,000	\$100,000	\$100,000
Special Reserve Fund - 47	\$0	\$0	\$0
Special Liability Expense Fund - 42	\$0	\$0	\$0
Textbook & Student Material Revolving - 55	\$179,053	\$451,179	\$0
Preschool-Aged At-Risk - 11	\$0	\$0	\$0
At-Risk (K-12) - 13	\$471,828	\$517,223	\$583,471



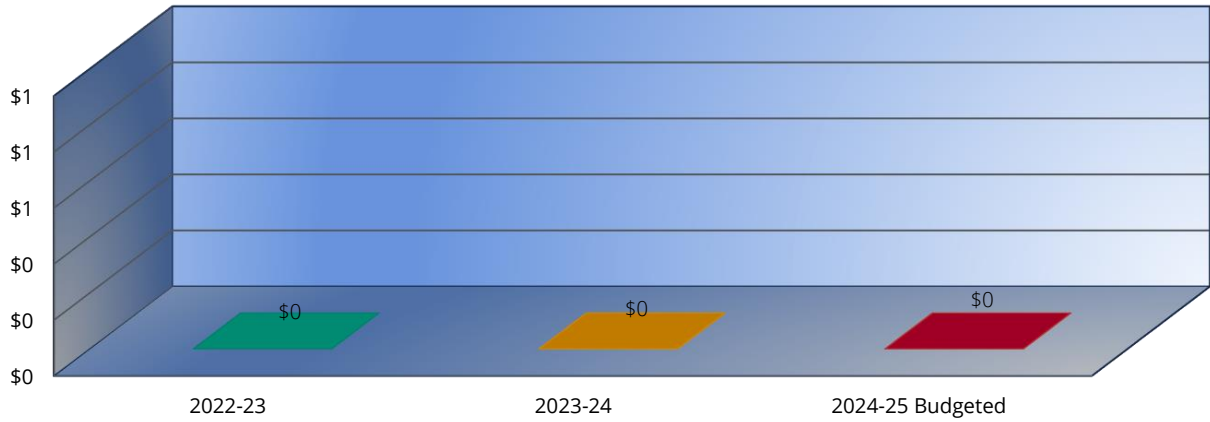

Article 6, Section 6 Constitutional Challenge

	2022-23	2023-24	2024-25 Budgeted
Total Expenditures	\$0	\$0	\$0
Aggregate Expenditures from 7/1/2010 to 6/30/2024		\$0	

Note: The scale for each chart will vary based on individual district's data.

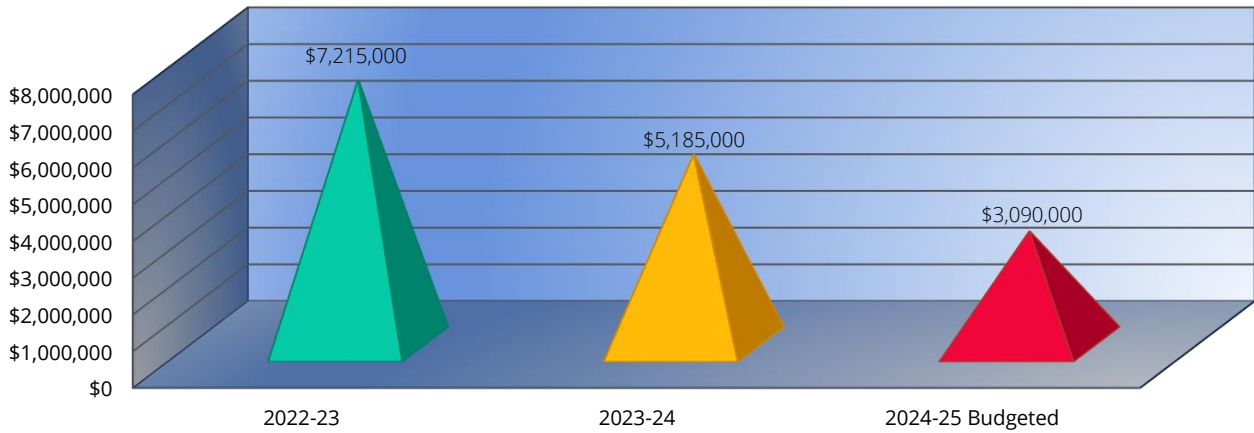
Financial Accountability Report

USD #: D0263
 USD Name: Mulvane
 County Name: Sedgwick
 School Year: 2025



General Obligation Bonded Indebtedness


	2022-23	2023-24	2024-25 Budgeted
Outstanding Principal (July 1)	\$7,215,000	\$5,185,000	\$3,090,000



Note: The scale for each chart will vary based on individual district's data.

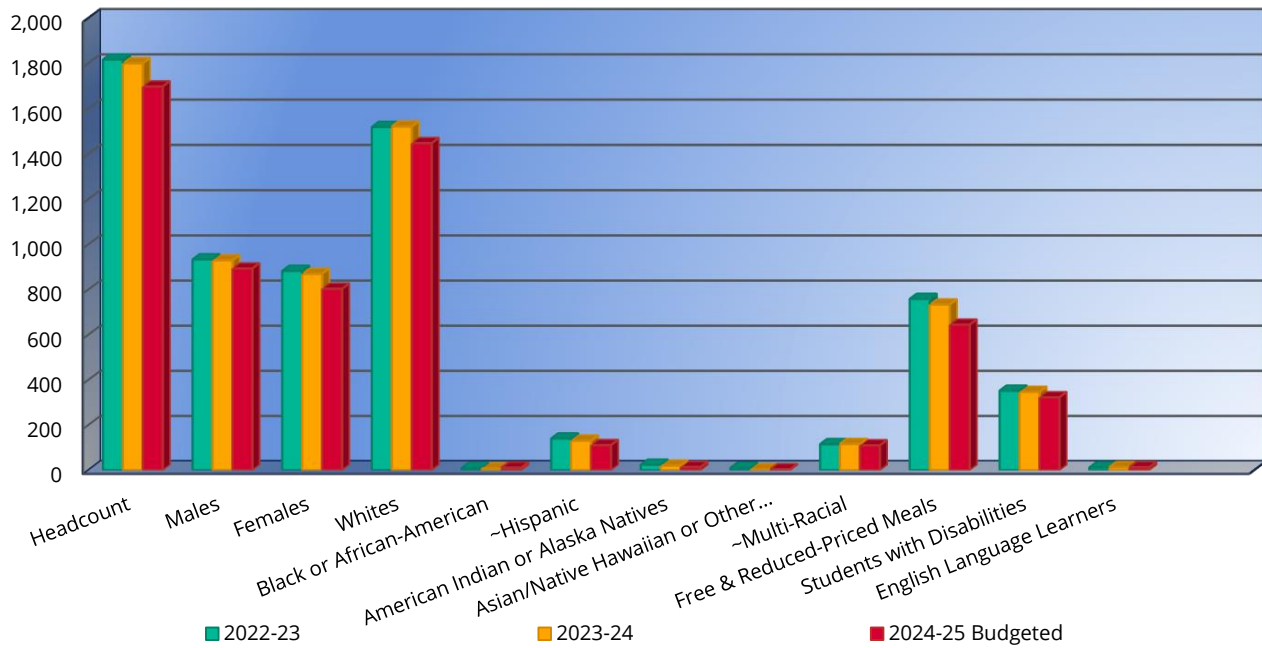
Financial Accountability Report

USD #: D0263
 USD Name: Mulvane
 County Name: Sedgwick
 School Year: 2025



Demographic Headcount¹

	2022-23	2023-24	2024-25 Budgeted
Headcount	1,817	1,800	1,698
Males	934	930	894
Females	883	870	804
Whites	1,519	1,521	1,448
Black or African-American	9	8	11
~Hispanic	140	131	111
American Indian or Alaska Natives	24	20	14
Asian/Native Hawaiian or Other Pacific Islander	10	4	4
~Multi-Racial	115	116	110
Free & Reduced-Priced Meals	759	734	645
Students with Disabilities	352	347	323
English Language Learners	12	13	13
² Migrant	0	0	N/A



1 Demographic Data is unaudited.

2 Districts are in the process of submitting Migrant data for the budgeted year.

~ Students that identify as Hispanic and multi-racial are reported only as Hispanic based on federal reporting guidelines.